

HO CHI MINH CITY BOOK DISTRIBUTION CORPORATION

60-62 Street, Sai Gon Ward, Ho Chi Minh City

Tel: 38.225.446 - 38.223.988 Fax: 38.225.795

Tax code: 0304132047

Consolidated Financial statements
4th Quarter 2025
At 31/12/2025

01/01/2025 - 31/12/2025

BALANCE SHEET

At 31/12/2025

Unit: VND

Item	Code	Closing balance	Opening balance
A. SHORT-TERM ASSETS	100	1.519.194.491.317	1.424.132.077.787
I. Cash and cash equivalents	110	109.073.001.181	97.992.429.613
Cash	111	107.073.001.181	95.992.429.613
Cash equivalents	112	2.000.000.000	2.000.000.000
II. Short-term investments	120	401.595.000.000	375.285.464.227
Trading securities	121	-	-
Provisions for decline in value of trading securities	122	-	-
Held to maturity investments	123	401.595.000.000	375.285.464.227
III. Short-term receivables	130	134.034.756.336	138.626.805.002
Short-term trade receivables	131	105.085.496.670	96.593.050.348
Short-term prepayments to suppliers	132	20.363.834.006	33.235.718.043
Short-term intra-company receivables	133	-	-
Receivables under schedule of construction contract	134	-	-
Short-term loan receivables	135	-	-
Other short-term receivables	136	8.828.088.030	8.927.212.661
Short-term provisions for doubtful debts	137	(242.662.370)	(129.176.050)
Shortage of assets awaiting resolution	139	-	-
IV. Inventories	140	867.348.293.182	809.176.733.945
Inventories	141	867.348.293.182	809.176.733.945
Provisions for decline in value of inventories	149	-	-
V. Other current assets	150	7.143.440.618	3.050.645.000
Short-term prepaid expenses	151	7.143.440.618	3.050.645.000
Deductible VAT	152	-	-
Taxes and other receivables from government budget	153	-	-
Government bonds purchased for resale	154	-	-
Other current assets	155	-	-
B. LONG-TERM ASSETS	200	74.869.178.108	72.878.934.162
I. Long-term receivables	210	36.985.385.132	30.790.494.048
Long-term trade receivables	211	-	-
Long-term prepayments to suppliers	212	-	-
Working capital provided to sub-units	213	-	-
Long-term intra-company receivables	214	-	-
Long-term loan receivables	215	-	-
Other long-term receivables	216	36.985.385.132	30.790.494.048
Long-term provisions for doubtful debts	219	-	-
II. Fixed assets	220	37.187.427.826	40.657.222.873
Tangible fixed assets	221	27.616.847.826	30.849.782.778
- Historical costs	222	153.186.579.139	151.831.101.256
- Accumulated depreciation	223	(125.569.731.313)	(120.981.318.478)
Finance lease fixed assets	224	-	-
- Historical costs	225	-	-
- Accumulated depreciation	226	-	-
Intangible fixed assets	227	9.570.580.000	9.807.440.095
- Historical costs	228	13.372.239.360	13.508.599.455
- Accumulated depreciation	229	(3.801.659.360)	(3.701.159.360)
III. Investment properties	230	-	-
- Historical costs	231	-	-
- Accumulated depreciation	232	-	-




Item	Code	Closing balance	Opening balance
IV. Long-term assets in progress	240	-	-
Long-term work in progress	241	-	-
Construction in progress	242	-	-
V. Long-term investments	250	-	-
Investments in subsidiaries	251	-	-
Investments in joint ventures and associates	252	-	-
Investments in equity of other entities	253	-	-
Provisions for long-term investments	254	-	-
Held to maturity investments	255	-	-
VI. Other long-term assets	260	696.365.150	1.431.217.241
Long-term prepaid expenses	261	-	836.147.824
Deferred income tax assets	262	696.365.150	595.069.417
Long-term equipment and spare parts for replacement	263	-	-
Other long-term assets	268	-	-
TOTAL ASSETS (270=100+200)	270	1.594.063.669.425	1.497.011.011.949
C. LIABILITIES	300	1.356.189.598.215	1.275.182.811.773
I. Short-term liabilities	310	1.355.344.452.544	1.274.613.279.542
Short-term trade payables	311	1.187.457.146.786	1.124.509.495.254
Short-term prepayments from customers	312	20.344.137.261	18.485.880.849
Taxes and other payables to government budget	313	25.623.081.356	25.007.195.922
Payables to employees	314	74.767.833.170	73.217.355.630
Short-term accrued expenses	315	340.807.210	34.355.455
Short-term intra-company payables	316	-	-
Payables under schedule of construction contract	317	-	-
Short-term unearned revenues	318	-	-
Other short-term payments	319	2.647.867.881	5.151.232.937
Short-term borrowings and finance lease liabilities	320	-	-
Short-term provisions	321	-	-
Bonus and welfare fund	322	44.163.578.880	28.207.763.495
Price stabilization fund	323	-	-
Government bonds purchased for resale	324	-	-
II. Long-term liabilities	330	845.145.671	569.532.231
Long-term trade payables	331	-	-
Long-term repayments from customers	332	-	-
Long-term accrued expenses	333	-	-
Intra-company payables for operating capital received	334	-	-
Long-term intra-company payables	335	-	-
Long-term unearned revenues	336	-	-
Other long-term payables	337	593.051.044	317.437.604
Long-term borrowings and finance lease liabilities	338	-	-
Convertible bonds	339	-	-
Preference shares	340	-	-
Deferred income tax payables	341	252.094.627	252.094.627
Long-term provisions	342	-	-
Science and technology development fund	343	-	-
D. OWNER'S EQUITY	400	237.874.071.210	221.828.200.176
I. Owner's equity	410	237.874.071.210	221.828.200.176
Contributed capital	411	127.514.620.000	127.514.620.000
- Ordinary shares with voting rights	411a	127.514.620.000	127.514.620.000
- Preference shares	411b	-	-
Capital surplus	412	-	-
Conversion options on convertible bonds	413	-	-
Other capital	414	-	-
Treasury shares	415	-	-
Differences upon asset revaluation	416	-	-
Exchange rate differences	417	-	-

113
 NG
 PH
 IAN
 NH
 CH
 AHA
 TP.H

Item	Code	Closing balance	Opening balance
Development and investment funds	418	56.133.546.252	39.303.657.061
Enterprise reorganization assistance fund	419	-	-
Other equity funds	420	-	-
Undistributed profit after tax	421	50.667.092.703	51.538.889.049
- Undistributed profit after tax brought forward	421a	2.161.340.186	1.894.097.930
- Undistributed profit after tax for the current year	421b	48.505.752.517	49.644.791.119
Capital expenditure funds	422	-	-
Non - Controlling interests	429	3.558.812.255	3.471.034.066
II. Funding sources and other funds	430	-	-
Funding sources	431	-	-
Funds used for fixed asset acquisition	432	-	-
TOTAL SOURCES (440=300+400)	440	1.594.063.669.425	1.497.011.011.949

Prepared by



HUYNH THI NGOC LINH

Chief Accountant



LE THI THU HUYEN

Prepared January 28, 2026

Chairman



PHAM MINH THUAN



INCOME STATEMENT
4th Quarter 2025

Unit: VND

Item	Code	4th Quarter		Accumulated from the beginning of the year to the end of the quarter	
		Current period	Same period	Current period	Same period
1. Revenues from sales and services rendered	01	815.066.787.683	781.488.842.689	4.327.093.144.189	4.097.329.668.794
2. Revenue deductions	02	884.485.117	1.727.631.664	1.999.768.496	3.820.495.398
3. Net revenues from sales and services rendered (10=01-02)	10	814.182.302.566	779.761.211.025	4.325.093.375.693	4.093.509.173.396
4. Costs of goods sold	11	569.365.321.341	570.981.111.199	3.183.726.387.290	3.049.083.912.707
5. Gross revenues from sales and services rendered (20=10-11)	20	244.816.981.225	208.780.099.826	1.141.366.988.403	1.044.425.260.689
6. Financial income	21	3.177.647.790	7.195.473.645	20.801.453.249	28.140.293.675
7. Financial expenses	22	353.095.618	93.318.562	567.183.208	268.377.082
- In which: Interest expenses	23	-	-	-	-
8. Shares of loss of associates, joint ventures					
9. Selling expenses	25	204.753.952.810	177.221.830.468	967.549.515.944	896.494.271.599
10. General administration expenses	26	20.925.801.173	14.887.484.067	121.085.209.763	105.130.392.715
11. Net profits from operating activities	30	21.961.779.414	23.772.940.374	72.966.532.737	70.672.512.968
12. Other income	31	173.295.256	111.800.228	2.175.669.959	1.862.892.766
13. Other expenses	32	41.059	22.762	1.318.077.804	11.459.122
14. Other profits (40=31-32)	40	173.254.197	111.777.466	857.592.155	1.851.433.644
15. Total net profit before tax (50=30+40)	50	22.135.033.611	23.884.717.840	73.824.124.892	72.523.946.612
16. Current corporate income tax expenses	51	4.288.632.918	5.001.032.658	14.984.619.520	14.741.013.269
17. Deferred corporate income tax expenses	52	256.872.613	104.509.409	(101.295.733)	97.874.554
18. Profits after enterprise income tax (60=50-51-52)	60	17.589.528.080	18.779.175.773	58.940.801.105	57.685.058.789
19. Net profit after tax attributable to shareholders of the parents	61	17.782.213.406	18.973.419.292	58.706.922.118	57.295.668.319
20. Net profit after tax attributable to non - controlling interests	62	(192.685.326)	(194.243.519)	233.878.987	389.390.470
21. Basic earnings per share	70	1.395	1.488	4.604	4.493
22. Diluted earnings per share	71				

Prepared by

HUYNH THI NGOC LINH


Chief Accountant

LE THI THU HUYEN



PART II - TAXES AND OTHER PAYABLES TO THE STATE
At 31/12/2025

No.	Items	Code	Opening balance	Payables in year	Paid in year	Closing balance
	1	2	3	4	5	6=3+4-5
I	Taxes	10	25.007.195.922	80.680.647.948	80.064.762.513	25.623.081.357
1	Value added tax	11	3.320.923.269	35.722.314.569	35.988.349.000	3.054.888.838
2	Import Value added tax	12	-	5.955.118.914	5.955.118.914	-
3	Special excise tax	13	-	-	-	-
4	Export or import tax	14	-	2.966.312.153	2.966.312.153	-
5	Corporate income tax	15	14.704.205.269	14.984.619.520	14.909.493.269	14.779.331.520
6	Personal income tax	16	6.672.820.385	16.920.438.382	16.088.304.185	7.504.954.582
7	Natural resources using tax	17	-	-	-	-
8	Land & housing tax, land rental charges	18	309.246.999	3.020.969.586	3.046.310.168	283.906.417
9	Other taxes	19	-	1.110.874.824	1.110.874.824	-
II	Other payables		-	356.000.000	356.000.000	-
1	Surcharge	31				
2	Fees	32		356.000.000	356.000.000	
3	Others	33				
	Total	40	25.007.195.922	81.036.647.948	80.420.762.513	25.623.081.357



PART III - VALUE ADDED TAX, VALUE ADDED TAX REFUND
VALUE ADDED TAX IS REDUCED, VALUE ADDED TAX OF DOMESTIC GOODS
At 31/12/2025

No.	Items	Code	Quality
			Current period
	1	2	3
I Value added tax			
1	Opening balance of V.A.T	10	
2	V.A.T is deducted in year	11	169.403.842.061
3	V.A.T was deducted , V.A.T was refunded (12=13+14+15+16)	12	169.403.842.061
	<i>In which:</i>		
a.	<i>V.A.T was deducted</i>	13	141.057.188.122
b.	<i>V.A.T was refunded</i>	14	
c.	<i>VAT on returned goods and purchase discounts</i>	15	17.477.235.043
d.	<i>Non-deductible VAT amount (allocated to non-taxable business activities)</i>	16	10.869.418.896
4	Closing balance of V.A.T is deducted , V.A.T is refunded(17=10+11-12)	17	0
II Value Added Tax refund			
1	Opening balance of V.A.T Refund	20	
2	V.A.T is refunded in year	21	
3	V.A.T was refunded	22	
4	Closing balance of V.A.T Refund (23=20+21-22)	23	0
III Value Added Tax is reduced			
1	Opening balance of V.A.T is reduced	30	
2	V.A.T is reduced in year	31	
3	V.A.T was reduced	32	
4	Closing balance of V.A.T is reduced(33=30+31-32)	33	0
III Value Added Tax on Domestic Sales			
1	Opening balance of V.A.T of Domestic goods	40	3.320.923.269
2	V.A.T Thuế GTGT output in year	41	178.162.441.618
3	V.A.T INPUT is deducted	42	141.057.188.122
4	V.A.T of sales rebates, sale returns	43	643.690.347
5	V.A.T of Domestic goods is deducted in the payable tax	44	
6	V.A.T of Domestic goods was paid	45	36.727.597.580
7	Closing balance of V.A.T of Domestic goods (46=40+41-42-43-44-45)	46	3.054.888.838


Prepared, January 28, 2026

Prepared by



HUYNH THI NGOC LINH

Chief Accountant



LE THI THU HUYEN



PHAM MINH THUAN

CONSOLIDATED CASH FLOW STATEMENT

(Indirect method)

The fiscal year 2025

Unit: VND

Item	Code	Current period	Same period
I. Cash flow from business activities			
Profit before taxes	01	73.824.124.892	72.523.946.612
Adjustments for		(17.649.006.684)	(15.508.789.430)
- Depreciation of fixed asset and investment property	02	5.328.116.524	12.978.600.004
- Provisions	03		
- Gains (losses) on exchange rate differences from revaluation of monetary items denominated in foreign currencies	04		
- Gains (losses) on investing activities	05	(22.977.123.208)	(28.487.389.434)
- Interest expense	06		
- Other adjustments	07		
Operating profit before changes in working capital	08	56.175.118.208	57.015.157.182
- Increase/decrease in accounts receivable	09	418.387.386	6.708.900.790
- Increase/decrease in inventories	10	(58.171.559.237)	(111.744.810.059)
- Increase/decrease in accounts payable (excluding payable loan interest and enterprise income tax)	11	79.668.915.496	58.197.783.056
- Increase/decrease in prepaid expenses	12	3.256.647.794	941.439.752
- Increase/ decrease in trading securities	13		
- Interest paid	14		
-Enterprise Income tax paid	15	(14.909.493.269)	(14.210.342.990)
- Other receipts from operating activities	16	2.744.112.982	18.739.259.324
- Other payment for operating activities	17	(32.697.926.387)	(32.975.362.446)
Net cash flow from operating activities	20	36.484.202.973	(17.327.975.391)
II. Cash flow from investment activities			
Purchase or construction of fixed assets and other long-term assets	21	6.753.812.759	(8.856.535.224)
Proceeds from disposals of fixed assets and other long-term assets	22		-
Loans and purchase of debt instruments from other entities	23	(752.609.000.000)	(568.450.000.000)
Collection of loans and repurchase of debt instruments of other entities	24	739.299.464.227	642.100.000.000
Equity investments in other entities	25		
Proceeds from equity investment in other entities	26		
Interest and dividend received	27	20.801.453.249	26.624.496.668
Net cash flows from investing activities	30	99.292.595	91.417.961.444
III. Cash flows from financial activities			
Proceeds from issuance of shares and receipt of contributed capital	31		
Repayments of contributed capital and repurchase of stock issued	32		
Proceeds from borrowings	33		
Repayment of principal	34		

Item	Code	Current period	Same period
Repayment of financial principal	35		
Dividends or profits paid to owners	36	(25.502.924.000)	(23.124.481.600)
Net cash flows from financial activities	40	(25.502.924.000)	(23.124.481.600)
Net cash flows during the fiscal year (50= 20+30+40)	50	11.080.571.568	50.965.504.453
Cash and cash equivalents at the beginning of period	60	97.992.429.613	47.026.925.160
Effect of exchange rate fluctuations	61		
Cash and cash equivalents at the end of period (70=50+60+61)	70	109.073.001.181	97.992.429.613


Prepared January 28, 2026

Prepared by



HUYNH THI NGOC LINH

Chief Accountant




LE THI THU HUYEN

Chairman



PHAM MINH THUAN





NOTES TO FINANCIAL STATEMENTS

4th Quarter 2025

I. THE COMPANY'S INFORMATION

1. **Form of ownership:** Joint stock company

2. **Business fields:** books, newspapers, cultural products, stationery

3. **Business lines**

Trading in products under industry codes: 4761, 4773, 1811, 1812, 4641, 4721, 4669, 1079, 2023, 2817, 3290, 2013, 7420,

4610, 5610, 7310, 7410, 4933, 4741, 4759, 8230, 4690, 4651, 6810, 4632. (according to business registration certificate)

4. **Ordinary course of business:** 12 months

5. **Characteristics of the business activities in the fiscal year that affect the financial statements**

6. **Enterprise structure**

Name	Address	Ratio of benefit		Ratio of voting power	
		Closing balance	Opening balance	Closing balance	Opening balance
<i>Subsidiaries company</i>					
Binh Duong Cultural & Trading Joint Stock Company		100%	100%	100%	100%

II. ACCOUNTING PERIOD AND ACCOUNTING CURRENCY

1. **Accounting period**

Annual accounting period of Company is from 01 January to 31 Dec.

2. **Accounting currency**

The financial statements are prepared and presented in Vietnam Dong (VND).

III. ACCOUNTING STANDARDS AND ACCOUNTING SYSTEM

1. **Accounting system**

The Company applies Enterprise Accounting System issued under Circular no.200/2014/TT-BTC dated December 22, 2014 by Ministry of Finance as well as the circulars of the Ministry of Finance giving guidance on the implementation of the accounting standards and system.

2. **Declaration of adherence to Accounting Standards and Accounting system**

The Company applies Vietnamese Accounting Standards and supplement documents issued by the State. Financial statements are prepared in accordance with regulations of each standard and supplement documents as well as with current accounting system.

IV. ACCOUNTING POLICIES

1. **Cash and cash equivalents**

a. **Cash**

Cash includes: cash on hand, cash in bank under current account and cash in transit.

b. **Cash equivalents**

Cash equivalents are short term investments for a period not exceeding 3 months that are readily convertible to known amounts of cash and which are subject to an insignificant risk of changes in value from the date of purchase to the date of financial statements.

c. **Other currencies convert**

Transactions in currencies other than Vietnam dong must be recorded in original currency and converted into Vietnam dong. Overdraft is recorded as a bank loan.

At the reporting date, the company is requested to revalue the balance of foreign currencies and monetary gold as follows:

- The balance of foreign currencies: using buying price quoted by commercial bank which is trading with the company at the reporting date;
- The monetary gold: re-evaluated according to the buying prices on the domestic market at the time in which the financial statement is prepared. The buying prices on the domestic market are prices announced by the State bank. In case the State bank does not announce gold buying-prices, the buying-prices announced by enterprise entitled to trade in gold as prescribed shall be chosen.

2. Financial investment

Financial investment is the outside investments with purpose to use capital reasonably and improve efficiency of business operations such as investments in subsidiaries, joint ventures, cooperation, investment in securities and other financial investments ...

For the preparation of financial statements, the financial investment must be classified as follows:

- Having maturity less than 12 months or 01 normal production period are recorded as short - term.
- Having maturity over than 12 months or 01 normal production period are recorded as long - term.

a. Trading securities

Trading securities are the investment in securities and other financial instruments for trading purposes (hold for increasing price to sell for profit.) Trading securities include:

- Stocks and listed bonds;
- The securities and other financial instruments such as commercial bill, forward contracts, swap contracts ...

Trading securities are recorded at original cost at the time when investors hold ownership.

The dividends paid in the period before investment date shall be recorded as a decrease in value of investment. When the investor receives additional shares without payment to issuer from capital surplus shares, capital expenditure funds or dividends in shares, the investors only monitor the quantity of additional shares.

In case shares are exchanged, its value must be determined according to fair value at the exchanging date.

The cost shall be determined in accordance with weighted average method when trading securities are liquidated or transferred.

Provisions for decline in value of trading securities: the value of loss may occur if there are reliable evidences showing the market value of the Company's trading securities are lower than book value. The provision shall be additionally created or reverted at the reporting date and shall be recorded in financial expense.

b. Held to maturity investments

These investments do not reflect bonds and debt instruments which are held for trading purpose. Held to maturity investments include term deposits (maturity over than 3 months), treasury bills, promissory notes, bonds, preference shares which the issuer is required to re-buy them in a certain time and held to maturity loans to earn profits periodically and other held to maturity investments.

Provision for decline in value of held to maturity investment: If the provision of held to maturity investment are not created under statutory regulations, the Company has to assess the recovery. In the case, there are reliable evidences showing a part or all of the investments may not be recoverable, the losses have recorded in financial expenses in the period. The provision shall be additionally created or reverted at the reporting time. In case, the loss can not be determined reliably, investments are not decreased and the recovery of the investments are recorded in the Notes to the Financial Statements.

c. Investments in subsidiaries, joint ventures and associates

Investments in subsidiaries and associates are stated at original cost. Distributions from accumulated net profits from subsidiaries and associates arising after the date of acquisition are recognized in the financial income. Other distributions (except net profits) are considered a recovery of investments and are deducted to the cost of the investment.

The Company applies accounting regulations on jointly controlled operations and jointly controlled assets as on normal business activities. In which:

- Monitoring incomes, expenses of joint ventures separately and allocated to parties of joint ventures;
- Monitoring contributed assets, contributed capital, liabilities separately in the joint ventures arising from operating joint venture.

Expenses directly related to investment activities in joint ventures and associates have been recorded as financial expense in the period.

Provision for investment losses in other units: losses of subsidiaries, joint ventures, associates have led to loss of capital or provision of investors by declining value of investments. The provision is created or reverted at the reporting date for each investment and are recorded in financial expenses in the period.

d. Investment in equity of other entities

Investment in equity of other entities are the investments in equity instruments of other entities but the Company does not control or influence significantly to the invested entities.

3. Trade and other receivables

All receivables must be recorded detail by aging, by each client and in original currency if any and others details depending on the management request of the company.

The classification of receivables must be managed as follows:

- Trade receivables: any receivable having from trading activities between the company and its clients: selling goods, providing service, disposal of assets, exported receivable of consigner through the consignee;
- Intra-company receivables: receivables between the company with its dependant branches;
- Other receivables: are non trade receivables and do not related to trading activities.

For the preparation of financial statements, the receivables must be classified as follows:

- Having maturity less than 12 months or 01 normal production period are recorded as short - term.
- Having maturity over than 12 months or 01 normal production period are recorded as long - term.

At the reporting date, the company revaluates the receivables which have balance in foreign currency (except for advance to suppliers; if we have evidence that the supplier will not supply the good or provide the service and the company will receive back this advance in foreign currency, this advance will be treated as monetary item having foreign currency) at the buying price quoted by commercial bank which is trading with the company at the reporting date.

Provisions for bad debts: The bad debts are make provision at the balance sheet date. The provision or reversal is made at the reporting date and is recorded as management expense of the fiscal year. For the long-term bad debts in many years, the company tried to collect but cannot and there is evidence that the client has insolvency, the company may sell these long-term bad debts to debt collection company or write off (according to regulations and charter of the company).

4. Inventories

a. Recognition basis

Inventories are stated at original cost. Where the net realizable value is lower than cost, inventories should be measured at the net realizable value. The cost of inventories should comprise all costs of purchase, costs of conversion and other costs incurred in bringing the inventories to their present location and condition.

The assets are purchased for the production, use or sale are not presented in this item but are presented in item "Long-term equipment, supplies, spare parts", including:

- Costs of work in progress beyond a normal operating cycle (over 12 months);
- Supplies, equipments and spare parts for replacement which reserved period are more than 12 months or more than an ordinary cycle of business operation.

b. Cost determination of inventories

Cost of inventories are determined in accordance with method: weighted average.

c. Record method of inventories

Inventories are recorded in line with perpetual method.

d. Provisions for decline in value of inventories

In the end of accounting year, if inventories do recover enough at its historical value not because of damage, obsolescence, reduction of selling price. In this case, the provision for inventories is recognized. The provision for decline in inventories is the difference between the historical value of inventories and its net realizable value.

5. Tangible and intangible fixed assets, investment properties

Fixed assets are stated at the historical cost. During the using time, fixed assets are recorded at cost, accumulated depreciation and net book value.

Historical cost of finance lease fixed assets are recognized at the fair value of the leased property or the present value of the minimum lease payment (in case the fair value is higher than the present value of the minimum lease payment) plus the initial costs directly related to the initial operation of financial leasing.

During the operation, the depreciation is recorded to depreciation expense for using assets. Intangible fixed assets which are termed land use rights are depreciated.

Investment properties are depreciated normally, except for investment property for waiting increase of price. The Company just only determine value of loss cause of decreasing value.

6. Business cooperation contract

BCC means a cooperation contract between two or more venturers in order to carry out specific business activities, but it does not require establishment of a new legal entity. In any cases, when receiving money or assets from other entities in the BCC, they should be recorded to liabilities, not be recorded to owner's equity. BCC in the forms as follows:

- BCC in the form of jointly controlled assets;
- BCC in the form of jointly controlled operations;
- BCC in the form of shares of post-tax profits.

7. Deferred corporate income tax expenses

Deferred income tax assets and deferred income tax liabilities are determined at the estimated rate to be applied in the year when the assets are recovered or the liabilities are settled based on the effective tax rates as of the balance sheet date.

8. Prepaid expenses

The calculation and allocation to expense to each accounting period based on the nature, level of each prepaid expense to determine the allocation method properly and consistently.

Prepaid expense is recorded separately: incurred, allocated amount to its cost center and carried amount.

Prepaid expense is classified as follows:

- Prepaid expense related to purchase or service less than 12 months or 01 normal production period, from incurred date, are recorded as short - term.
- Prepaid expense related to purchase or service over than 12 months or 01 normal production period, from incurred date, are recorded as long - term.

9. Trade and other payables

All payables must be recorded detail by aging, by each client and in original currency if any and others details depending on the management request of the company.

The classification of payables must be managed as follows:

- Trade payables: any payable having from trading activities from purchase, using service, import through consigner;
- Intra-company payables: payables between the company with its dependant branches;
- Other payables: are non trade payables and do not related to trading activities.

For the preparation of financial statements, the payables must be classified as follows:

- Having maturity less than 12 months or 01 normal production period are recorded as short - term.
- Having maturity over than 12 months or 01 normal production period are recorded as long - term.

At the reporting date, the Company revalues the payables which have balance in foreign currency (except for advance from clients; if we have evidence that the supplier will not supply the good or provide the service and the company will receive back this advance in foreign currency, this advance will be treated as monetary item having foreign currency) at the buying price quoted by commercial bank which is trading with the Company at the reporting date.

10. Loans and finance lease liabilities

Loans in the form of issuance of bond or preference share with preferential terms required the issuer to repurchase at a certain time in the future shall not be reflected on this item.

Loans, debts should be monitored in detail for each entity, each contract and each type of loan assets. The financial lease liabilities are stated at present value of minimum lease payment or the fair value of the lease assets.

For the preparation of financial statements, the loans and finance lease liabilities must be classified as follows:

- Having maturity less than 12 months or 01 normal production period are recorded as short - term.
- Having maturity over than 12 months or 01 normal production period are recorded as long - term.

At the reporting date, the Company revalues the loans and finance lease liabilities which have balance in foreign currency at the selling price quoted by commercial bank which is trading with the Company at the reporting date.

11. Borrowings and capitalization of borrowing costs

Borrowing costs are recognized into financial expenses, except in case where the borrowings cost directly attribute to the acquisition or work in progress is calculated to value of assets (capitalized), when all the conditions are in accordance with VAS no. 16 "Borrowing costs".

12. Accrued expenses

Payables for purchase, using service from suppliers or providing already by supplier but not yet paid due to lack of supporting documents and payables to employee are allowed to record to expense to match the matching concept between revenue and expense. The accrual must be calculated carefully and must have proper evidence. When these expenses arise, if there is any difference with the amount charged, accountants additionally record or make decrease to cost equivalent to the difference.

13. Provision for payables

Provision for payables is recognized when the following conditions are satisfied:

- The Company has current liabilities (legal obligation or joint obligation) as a result of occurred event;
- Decreasing in economic benefits that may occur resulting in the requirement to pay debt obligations;
- Giving a confident estimation on value of debt obligation.

Provision for payables is the most reasonably estimated value which will be paid for current debt obligation at the reporting date.

A provision for restructuring costs is only recognized when all the conditions are in accordance with VAS "Provisions, assets and potential liabilities".

The provision for payables shall be set up or reverse at the reporting date in accordance with the law. When setting up provision for payables, the cost are recorded in general administration expenses. Payable provisions for products /goods warranty shall be recorded in selling expenses; payable provisions for construction warranty shall be recorded in manufacturing overhead expenses and the reversal shall be recorded in other income.

Only costs related to the initial payables provision shall be offsetted by that provision.

14. Unearned revenues

Unrealized revenues include: rental prepayment of customer, interest prepayment of borrower or debt instrument, the difference price on installment payment; corresponding to turnover of goods, services or discounts to customers in traditional client program.

The balance of the unearned revenue in foreign currency at the end of the fiscal year: if there is not reliable evidence lead to refund this amount, foreign exchange rate difference are not evaluated at the reporting date.

15. Convertible bonds

Convertible bonds are bonds that may be converted into common shares of the same issuer under the conditions identified in the issuance plan.

Convertible bonds to keep on the track of each type, maturity, interest rate and par value.

When issuing convertible bonds, principal debt of convertible bonds is recorded as a liabilities; capital component (Conversion options) of convertible bonds is recorded as an owner's equity.

At the initial recognition, the cost of issuing convertible bonds is reduced to the original value of the bond. Periodically, this cost are amortized in line with bond life under the straight line method or the actual interest rate method by increasing the principal and recognized in financial expenses or capitalized consistent with the recognition of accrued interest of the bond; bond interest is recognized in financial expenses.

Upon maturity of convertible bonds, the value of conversion options on convertible bonds are reflected in equity is transferred to capital surplus which does not depend on whether the bond holders have done the conversion option into shares or not. An decrease in the principal of convertible bonds in proportion to the amount refund in case the bond holders have not done the conversion option into shares. In the opposite, an increase in owner's capital in proportion to par value of stocks are issued additionally in case the bond holders have done the conversion option into shares. The higher difference between the value of the principal of the convertible bonds and the value of additional stocks is recorded as capital surplus.

16. Capital

a. Contributed capital, capital surplus , conversion options on convertible bonds, other capital

Capital contribution is stated at actually contributed capital of owners and recorded by each individual, organization.

When capital of the investment license is determined in foreign currency, the determination of the investors shall be based on the actual amount of foreign currencies which they contribute.

Contributed capital in assets must be recorded in revaluation of assets which share holders approved. Intangible assets such as brand, trademark, trade name, right of exploitation, development projects ... shall only be recorded as capital if relevant law allows.

For joint-stock company, contributed capital of the shareholders is recorded according to actual price of stock issuance, but it is reflected in two separate items:

- Contributions from owners are recorded at par value of the shares;
- Capital surplus is recognized by the greater than or less than difference between the actual price of issue of shares and par value.

In addition, the capital surplus was also recorded at the difference higher or lower between the actual price of stock issuance and the par value of shares as treasury shares.

The conversion options on convertible bonds arising from convertible shares issuance which prescribed in issuance plan. The value of capital component of convertible bonds is the difference between the total proceeds from the issuance of convertible bonds and the value of the debt component of the convertible bonds. At the time of initial recognition, the value of conversion options on convertible bonds are recorded separately in owner's capital. At the bond maturity, accountants shall record this option as capital surplus.

Other capital: to reflect operation capital which set up additionally from the result of the operating results or given as gifts, presents, asset revaluation (under the current regulations).

b. Differences upon asset revaluation

Differences upon asset revaluation reflect differences due to revaluation of existing assets and situation of settlement of such differences. Assets are revalued mainly fixed assets, property investment. In some cases it is possible and necessary to revalue materials, equipments, tools, finished goods, goods, unfinished goods ...

Differences upon asset revaluation in the following cases:

- Decision of the State;
- Equitization of State enterprises;
- Other cases under law regulations.

Asset value shall be re-determined on the basis price list of State, asset valuation council professional valuation agency.

c. Foreign exchange rate difference

Exchange rate difference is the difference occurring from exchange or revaluing foreign currency monetary items in different exchange rate.

Exchange rate difference is recorded to financial income (if gain) or financial expense (if loss) at the incurred time. Particularly 100% State's capital company which has project implementation, major national projects, exchange rate differences from the previous period of the business activities are reflected on the Balance sheet and gradually allocate into financial income or financial expense.

d. Undistributed post-tax profits

Undistributed earnings is the profit of business operations after deduction (-) regulated items due to applying a change in accounting retrospectively or to make a retrospective restatement to correct materiality in previous year.

Profit distribution must be complied with the current financial policies.

Parent Company distribute profit to owners which shall not exceed the undistributed post-tax profits on the consolidated financial statements, including the impact of any gain recognized from the transaction by cheap purchase. In case undistributed post-tax profits in the consolidated financial statements is higher than its financial statements of the the parent company, the parent company make distribution after transferring profits from subsidiary companies to the parent companies.

Profit distribution should take account of non-monetary items in undistributed post-tax profits that may affect cash flows and the dividend payment ability of the Company.

17. Revenues

a. Revenue from sale of goods

Revenue from sale of goods should be recognised when all the following conditions have been satisfied:

- The significant risks and rewards of ownership of the goods have been transferred to the buyer;
- The Company retains neither continuing managerial involvement as a neither owner nor effective control over the goods sold;
- The amount of revenue can be measured reliably;
- The economic benefits associated with the transaction of goods sold have flown or will flow to the Company;
- The costs incurred or to be incurred in respect of the transaction of goods sold can be measured reliably.

b. Revenue from rendering of services

Revenue from rendering of services should be recognised when all the following conditions have been satisfied:

- The amount of revenue can be measured reliably;
- It is probable that the economic benefits associated with the transaction will flow to the Company;
- It is probable that the economic benefits associated with the transaction will flow to the Company;
- The costs incurred for the transaction and the costs to complete the transaction can be measured reliably.

c. Financial income

Financial income includes interest, gain on exchange rate difference, dividends... and other income of financial activities.

For interest earned from loans, deferred payment, installment payment: income is recognized when earned and original loans, principal receivables are not classified as overdue that need provision. Dividend is recognized when the right to receive dividend is established.

d. Turnovers of construction contract

Revenue from construction contracts are recognized in one of the two following cases:

- The construction contract defines that the contractor shall be entitled to payment basing on the progress: when the result of construction contract are estimated reliably, turnover from the construction contract is recorded proportionally to part of finished volume which was determined by contractors at the reporting time;
- The construction contract defines that the contractor shall be entitled to payment basing on finished volume: when the result of construction contract are estimated reliably, turnover from the construction contract is recorded proportionally to part of finished volume which was approved by customer.

When the result of the construction contract can not be estimated reliably, turnover from the construction contract recognized corresponding to the incurred costs that the reimbursement is relatively certain.

e. Other income

Other income includes income from other activities: disposal of asset; penalty receipt, compensation, collection of bad debt which was write off, unknown payables, gift in cash or non cash form...

18. Revenue deductions

The decrease adjustment of revenue shall be as follows:

- The decrease adjustment of revenue in the incurring period if revenue deductions incurred in the same period of consumption of products, goods and services;
- The decrease adjustment of revenue as follows if revenue deductions incurred in the next period of consumption of products, goods and services:
 - + Record a decrease in revenue on the current financial statements if the revenue deductions incur before reporting date;
 - + Record a decrease in revenue on the next financial statements if the revenue deductions incur after reporting date;

Trade discount is the discount for customers whom bought large quantity of goods.

Sales rebate is the deduction to the buyer because products, goods are bad, degraded or improper as prescribed in contract.

Sales return are reflected the value of the products, goods which customer returns due to causes such as violations of economic contracts, bad, degraded, wrong category or improper goods.

19. Costs of goods sold

Cost of good sold includes cost of finished goods, trade goods, services, property, construction unit sold in the production period and expense related to real estate activities...

Damaged or lost value is allowed to record to cost of goods sold after deduction of compensation (if any).

For the used material over the normal production capacity, labor and general production cost is not allowed to record to production cost but allowed to record to cost of good sold after deduction of compensation (if any), even these finished goods are not sold.

20. Financial expenses

Items recorded into financial expenses consist of: expense or loss related to financial investment; lending and borrowing expense; expense related to investment to joint venture, associates; loss from share transfer; provision of share decrease or investment; loss on trading foreign currency, ...

21. Selling and general administration expenses

Selling expense is recorded in the period of selling finished goods, trade goods and providing service.

Administrative expense reflects the general expense of the company, including: labor cost; social and health insurance, unemployment fund, union cost of management employee; office material expense, tools, depreciation of assets using for management; land rental, business licence tax; bad debt provision; outsourcing expense and other cash expenses...

22. Current and deferred income tax expense

Current income tax expense is calculated basing on taxable profit and income tax rate applied in the current year.

Deferred income tax expense is the corporate income tax will be paid in future resulted from:

- Record of deferred tax payable during the year;
- Revert of deferred tax assets was recorded in previous years.

**HO CHI MINH CITY BOOK DISTRIBUTION
CORPORATION**

60-62 Le Loi street, Sai Gon Ward,
Ho Chi Minh City

**Consolidated Financial statements,
4th Quarter 2025**

For 4th Quarter 2025, ended as at 31/12/2025

NOTES TO FINANCIAL STATEMENTS

Quarter 4 - 2025

V . NOTES TO FINANCIAL STATEMENT

Unit: VND

1. CASH AND CASH EQUIVALENTS

Cash and cash equivalents	31/12/2025	01/01/2025
- Cash on hand	3.577.884.977	3.554.642.117
- Cash in banks	103.495.116.204	92.437.787.496
- Cash in transit		
Total	109.073.001.181	97.992.429.613

2. TRADE RECEIVABLES

2.1. Short-term trade receivables	31/12/2025	01/01/2025
Details of each object account for 10% of the total		
Others	105.085.496.670	96.593.050.348
Total	105.085.496.670	96.593.050.348

2.2. Long-term trade receivables	31/12/2025	01/01/2025
Details of each object account for 10% of the total		
Others		
Total		

2.3. Trade receivables from relevant entities

3. FINANCIAL INVESTMENTS

3.1. Trading securities

3.2. Held to maturity investments

<i>a. Short-term held to maturity investments</i>	31/12/2025		01/01/2025	
	Historical cost	Book value	Historical cost	Book value
- Term deposits	401.595.000.000		375.285.464.227	
- Bonds				
- Other investments				
Total	401.595.000.000		375.285.464.227	

<i>b. Long-term held to maturity investments</i>	31/12/2025		01/01/2025	
	Historical cost	Book value	Historical cost	Book value
- Term deposits				
- Bonds				
- Other investments				
Total				

3.3. Investments in equity of other entities

	31/12/2025		01/01/2025	
	Historical cost	Book value	Historical cost	Book value
a. Investments in subsidiaries				
b. Investments in joint ventures and associates				
c. Investments in equity of other entities				

4. OTHER RECEIVABLES

a. Other short-term receivables	31/12/2025		01/01/2025	
	Value	Provision	Value	Provision
- Receivables from equitization				
- Receivables from dividends and profits received				
- Receivables from employees				
- Deposits				
- Lendings				
- Expenditures on behalf of 3rd party				
- Other receiveales	8.828.088.030		8.927.212.661	
Total	8.828.088.030		8.927.212.661	

b. Other long-term receivables	31/12/2025		01/01/2025	
	Value	Provision	Value	Provision
- Receivables from equitization				
- Receivables from dividends and profits received				
- Receivables from employees				
- Deposits				
- Lendings				
- Expenditures on behalf of 3rd party				
- Other receiveals				
Total				

5. SHORTAGE OF ASSETS AWAITING RESOLUTION

	31/12/2025		01/01/2025	
	Quantity	Value	Quantity	Value
5.1. Cash			-	
5.2. Inventories				
5.3. Fixed assets				
5.4. Other assets				
Total			-	

6. BAD DEBTS

	31/12/2025		01/01/2025	
	Historical cost	Recoverable value	Historical cost	Recoverable value
- Total value of receivables, overdue debts or no overdue doubtful debts				
- Information about fines, deferred interest receivables, etc arising from overdue debts which are not recorded to revenues				
- Recoverability of overdue debts				
Total				

7. INVENTORIES

	31/12/2025		01/01/2025	
	Historical cost	Provision	Historical cost	Provision
- Goods in transit				
- Raw materials	3.232.223.720		3.328.004.715	
- Tools and supplies				
- Work in progress	3.794.730.605		8.783.121.942	
- Finished goods				
- Goods	860.321.338.857		797.065.607.288	
- Consignments				
- Goods in bonded warehouse				
Total	867.348.293.182		809.176.733.945	

8. LONG-TERM ASSETS IN PROGRESS

8.1. Long-term work in progress

8.2. Long-term construction in progress

9. INCREASE OR DECREASE IN TANGIBLE FIXED ASSETS

Item	Buildings, structures	Machinery, equipment	Transportation equipments, transmitters	Office equipment and furniture	Other tangible fixed assets	Total
Historical cost						
Opening balance	44.007.003.767	51.746.207.628	30.472.157.710	25.509.537.951	96.194.200	151.831.101.256
Increase	-	478.345.455	4.323.897.260	2.315.382.166	-	5.424.785.744
Decrease	5.632.636.489	-		404.510.509	-	6.037.146.998
Closing balance	38.374.367.278	52.224.553.083	34.796.054.970	27.420.409.608	96.194.200	153.186.579.139
Accumulated depreciation						
Opening balance	26.720.096.663	45.607.818.626	26.743.556.502	21.813.652.487	96.194.200	120.981.318.478
Increase	724.368.399	1.591.752.261	1.094.389.148	1.124.265.050	-	4.057.177.224
Decrease	234.693.180				-	234.693.180
Closing balance	27.209.771.882	47.199.570.887	27.837.945.650	22.937.917.537	96.194.200	124.803.802.522
Net book value						
Opening balance	17.286.907.104	6.138.389.002	3.728.601.208	3.695.885.464	-	30.849.782.778
Closing balance	11.164.595.396	5.024.982.196	6.916.969.308	4.510.300.926	-	27.616.847.826

10. INCREASE OR DECREASE IN INTANGIBLE FIXED ASSETS

Item	Land use rights	Other intangible fixed assets	Total
Historical cost			
Opening balance	9.659.440.095	3.849.159.360	13.463.599.455
Increase	-	-	-
Decrease	136.360.095	-	136.360.095
Closing balance	9.523.080.000	3.849.159.360	13.372.239.360
Accumulated depreciation			
Opening balance	-	3.701.159.360	3.701.159.360
Increase	-	100.500.000	100.500.000
Decrease	-	-	-
Closing balance	-	3.801.659.360	3.801.659.360
Net book value			
Opening balance	9.659.440.095	148.000.000	9.807.440.095
Closing balance	9.523.080.000	32.500.000	9.570.580.000

11. INCREASE OR DECREASE IN FINANCIAL LEASE FIXED ASSETS

12. INCREASE OR DECREASE IN INVESTMENT PROPERTIES

13. PREPAID EXPENSES

13.1. Short-term prepaid expenses	31/12/2025	01/01/2025
Others	7.143.440.618	3.050.645.000
Total	7.143.440.618	3.050.645.000

13.2. Long-term prepaid expenses	31/12/2025	01/01/2025
Others		
Total		

14. OTHER CURRENT ASSETS

15. BORROWINGS AND FINANCE LEASE LIABILITIES

16. TRADE PAYABLES

16.1. Short-term trade payables	31/12/2025		01/01/2025	
	Value	Recoverable value	Value	Recoverable value
Details of each object account for 10% of the total				
Others	1.187.457.146.786		1.124.509.495.254	
Total	1.187.457.146.786	-	1.124.509.495.254	-

16.2. Long-term trade payables	31/12/2025		01/01/2025	
	Value	Recoverable value	Value	Recoverable value
Details of each object account for 10% of the total				
Others				
Total				-

16.3. Overdue debts	31/12/2025		01/01/2025	
	Value	Recoverable value	Value	Recoverable value
Details of each object account for 10% of the total				
Others				
Total				-

16.4. Trade payables to relevant entities

17. TAXES AND OTHER PAYABLES TO THE STATE

17.1. Taxes and other payables to government budget	Beginning of period	Amount payable during the period	Amount paid during the period	End of period
Value added tax	3.320.923.269	35.722.314.569	35.988.349.000	3.054.888.838
Import VAT	-	5.955.118.914	5.955.118.914	
Import tax	-	2.966.312.153	2.966.312.153	
Corporate income tax	14.704.205.269	14.984.619.520	14.909.493.269	14.779.331.520
Personal income tax	6.672.820.385	16.920.438.382	16.088.304.185	7.504.954.582
Land rent, land tax	309.246.999	3.020.969.586	3.046.310.168	283.906.417
Other taxes	-	1.110.874.824	1.110.874.824	-
Other Fees		356.000.000	356.000.000	
Total	25.007.195.922	58.300.838.585	65.927.762.501	17.380.272.006

17.2. Taxes and other receivables from government budget	Beginning of period	Amount payable during the period	Amount paid during the period	End of period
Value added tax	-	-	-	-
Import VAT	-	-	-	-
Import tax	-	-	-	-
Corporate income tax	-	-	-	-
Personal income tax	-	-	-	-
Land rent, land tax				
Other taxes	-	-	-	-
Total	-	-	-	-

18. ACCRUED EXPENSES

19. OTHER PAYABLES

19.1. Short-term other payables	31/12/2025	01/01/2025
- Surplus of assets awaiting resolution	-	-
- Medical insurance		-
- Social insurance		1.407.048
- Unemployment insurance		-
- Trade union fund	1.753.698.601	4.352.097.689
- Short-term deposits		
- Receive training deposit	340.600.000	305.800.000
- Others	553.569.280	491.928.200
Total	2.647.867.881	5.151.232.937

20. UNEARNED REVENUES

20.1. Short-term unearned revenues	31/12/2025	01/01/2025
- Unearned revenues	-	-
- Revenues from traditional client programs	-	-
- Others	-	-
Total	-	-

20.2. Long -term unearned revenues	31/12/2025	01/01/2025
- Unearned revenues	-	-
- Revenues from traditional client programs	-	-
- Others	-	-
Total	-	-

20.3. Non-performance of contract with clients

21. CONVERTIBLE BONDS

22. PREFERENCE SHARES CLASSIFIED AS LIABILITIES

23. PROVISIONS

23.1. Short-term provisions	30/12/2025	01/01/2025
- Provisions for product warranty	-	-
- Provision for construction warranty	-	-
- Provision for enterprise restructuring	-	-
- Others	-	-
Total	-	-

23.2. Long-term provisions	31/12/2025	01/01/2025
- Provisions for product warranty	-	-
- Provision for construction warranty	-	-
- Provision for enterprise restructuring	-	-
- Others	-	-
Total	-	-

24. DEFERRED INCOME TAX ASSETS AND DEFERRED INCOME TAX PAYABLES

a, Deferred tax assets

Item	End of Period	Beginning of Period
Unrealized profit in ending inventory of Fahasa sold to Fabico	727.249.279	655.670.860
Unrealized profit in ending inventory of Fabico sold to Fahasa	2.754.576.468	2.319.676.226
Total unrealized profit (1) + (2)	3.481.825.746	2.975.347.086
Corporate Income Tax rate used to calculate Deferred Income Tax Expense	20%	20%
Deferred income tax assets related to deductible temporary differences (3) * (4)	696.365.150	595.069.417

b, Deferred income tax liabilities

Item	End of Period	Beginning of Period
Taxable temporary differences (Gain from bargain purchase)	1.260.473.137	1.260.473.137
Corporate Income Tax rate used to calculate Deferred Income Tax Expense	20%	20%
Deferred income tax liabilities arising from taxable temporary differences	252.094.627	252.094.627

25. OWNER'S EQUIT

25.1. Change in owner's equity

	Contributed capital	Undistributed profit after tax and other funds	Other equity funds	Total
Previous opening balance	127.514.620.000	51.401.554.464	-	178.916.174.464
- Profits in previous year	-			
- Increase in capital in previous year	-	-	-	-
- Other increases	-	58.236.251.954	-	58.236.251.954
- Decrease in capital in previous year	-	-	-	-
- Funds distribution				
+ <i>Bonus and welfare fund</i>	-	-	-	-
+ <i>Development and investment funds</i>	-	-	-	-
+ <i>Enterprise reorganization assistance fund</i>	-	-	-	-
+ <i>Other equity funds</i>	-	-	-	-
- Dividends or profits distribution	-	-	-	-
- Other decreases	-	(56.472.721.468)	-	(56.472.721.468)
Previous closing balance (Current opening balance)	127.514.620.000	51.538.889.049	-	179.053.509.049
- Profits in present year	-	-		-
- Increase in capital in present year	-	-	-	-
- Other increases	-	48.505.752.517	-	48.505.752.517
- Decrease in capital in present year	-	-	-	-
- Funds distribution				
+ <i>Bonus and welfare fund</i>	-	-	-	-
+ <i>Development and investment funds</i>	-	-	-	-
+ <i>Enterprise reorganization assistance fund</i>	-	-	-	-
+ <i>Other equity funds</i>	-	(49.377.543.863)	-	(49.377.543.863)
- Dividends or profits distribution	-	-	-	-
- Other decreases	-	-	-	-
Current closing balance	127.514.620.000	50.667.092.703	-	178.181.712.703

25.2. Details of contributed capital

- Contributed state capital	30,5%
- Contributed capital of other entities	69,5%

25.3. Capital transactions with owners and distribution of dividends or profits

- Owner's invested equity	31/12/2025	01/01/2025
+ Opening capital	127.514.620.000	127.514.620.000
+ Increase in capital during the fiscal year	-	-
+ Decrease in capital during the fiscal year	-	-
+ Closing capital	127.514.620.000	127.514.620.000

- Dividends or distributed profits

25.4. Shares

Shares	31/12/2025	01/01/2025
- Number of shares registered issuance		
- Number of shares sold to public market		
+ Common shares	-	-
+ Preference shares	-	-
- Number of shares repurchased (treasury shares)		
+ Common shares	-	-
+ Preference shares	-	-
- Number of shares outstanding	12.751.462	12.751.462
+ Common shares	12.751.462	12.751.462
+ Preference shares	-	-

25.5. Funds

Funds	31/12/2025	01/01/2025
- Development and investment funds	56.133.546.252 ✓	39.303.657.061 ✓
- Fund for support of arrangement of enterprises		
- Bonus and welfare fund	44.330.159.699 ✓	28.207.763.495 ✓
Total	100.463.705.951 ✓	67.511.420.556 ✓

26. DIFFERENCES UPON ASSET REVALUATION**27. EXCHANGE RATE DIFFERENCES**

Term	31/12/2025	01/01/2025
- Exchange rate differences due to change from financial statements prepared in foreign currency to VND		
- Exchange differences due to other reasons		

28. FUNDING SOURCES**29. OFF-BALANCE SHEET ACCOUNTS**

- 29.1. Operating leased assets
- 29.2. Assets held under a trust
- 29.3. Foreign currency
- 29.4. Precious metal, jewels
- 29.5. Doubtful debts written-offs
- 29.6. Other information

VI. NOTES TO INCOME STATEMENT

1. REVENUES FROM SALES AND SERVICES RENDERED	Year 2025	Year 2024
- Revenues from goods sold	4.327.093.144.189	4.097.329.668.794
- Revenues from services rendered		
Total	4.327.093.144.189 ✓	4.097.329.668.794 ✓

In which, Subsidiaries company

Binh Duong Cultural & Trading Joint Stock Company	Year 2025	Year 2024
Revenues from goods sold	170.293.410.399 ✓	149.465.592.326

2. REVENUE DEDUCTIONS	Year 2025	Year 2024
- Commercial discounts	707.740.833	1.073.373.490
- Sales rebates	209.014.979	1.321.530
- Sales returns	1.083.012.684	2.745.800.378
Total	1.999.768.496 ✓	3.820.495.398 ✓

3. COST OF GOODS SOLD

	Year 2025	Year 2024
- Costs of goods sold	3.183.726.387.290	3.049.083.912.707
- Cost price of services rendered		
- Costs of investment properties		
- Net book value, expenses incurred from transfer or disposal of investment properties		
- Value of inventories lost during the fiscal year		
- Other expenses exceeding ordinary standards which are included in cost of goods sold		
- Refund of provisions for decline in inventories		
Total	3.183.726.387.290	3.049.083.912.707

In which, Subsidiaries company

Binh Duong Cultural & Trading Joint Stock Company	Year 2025	Year 2024
Revenues from goods sold	108.254.989.021	92.322.318.408

4. FINANCIAL INCOME	Year 2025	Year 2024
- Interest income	20.801.453.249	28.140.293.675
- Gains on disposals of financial investments		
- Dividends or distributed profits		
- Realized gain from foreign exchange difference		
- Interests of sale under deferred payment or payment discounts		
- Others		
Total	20.801.453.249	28.140.293.675

5. FINANCIAL EXPENSES	Year 2025	Year 2024
- Interest expenses		
- Payment discounts or interests of sale under deferred payment	-	-
- Losses due to disposal of financial investments	-	-

- Realized loss from foreign exchange difference	-	-
- Unrealized loss from foreign exchange difference	-	-
- Provisions for decline in value of trading securities and investment impairment	-	-
- Others	567.183.208	268.377.082
Total	567.183.208 ✓	268.377.082 ✓

	Year 2025	Year 2024
6. OTHER INCOME		
- Proceeds from disposals of fixed assets	568.443.023	149.074.075
- Gains from revaluation of assets		
- Penalties		
- Deductible taxes		
- Others	1.607.226.936	1.713.818.691
Total	2.175.669.959 ✓	1.862.892.766 ✓

	Year 2025	Year 2024
7. OTHER EXPENSES		
- Losses due to revaluation of assets		
- Penalties		
- Others	1.318.077.804	11.459.122
Total	1.318.077.804 ✓	11.459.122 ✓

8. SELLING EXPENSES AND GENERAL ADMINISTRATION EXPENSES

8.1. Selling expenses	Year 2025	Year 2024
- Others	967.549.515.944	896.494.271.599
Total	967.549.515.944	896.494.271.599

8.2 General administration expenses	Year 2025	Year 2024
- Others	121.085.209.763	105.130.392.715
Total	121.085.209.763 ✓	105.130.392.715 ✓



9. PRODUCTION AND BUSINESS COSTS BY ELEMENT	Year 2025	Year 2024
- Packing material costs	3.282.195.782.659	3.147.616.407.551
- Labour costs and staff costs	655.261.821.138	582.405.661.946
- Depreciation	5.328.116.524	12.978.600.004
- External services	396.184.455.755	367.403.572.337
- Others	92.910.026.045	101.095.840.805
Total	4.431.880.202.121	4.211.500.082.643

10. CURRENT INCOME TAX EXPENSES	Year 2025	Year 2024
- Tax expenses in respect of the current year taxable profit	14.984.619.520	14.741.013.269
- Adjustment of tax expenses in the previous years to the current year	-	-
Total	14.984.619.520	14.741.013.269

11. DEFERRED CORPORATE INCOME TAX EXPENSES

Item	Year 2025	Year 2024
Deferred corporate income tax expenses incurred from taxable temporary differences	595.069.417	692.943.971
Income from deferred corporate income tax expenses come from deductible temporary differences	(696.365.150)	(595.069.417)
Total deferred corporate income tax expense incurred during the period	(101.295.733)	97.874.554


VII. NOTES TO CASH FLOW STATEMENT

1. Non-monetary transactions affecting cash flows statement in the future
2. Cash and cash equivalents held by the Company without use
3. Proceeds from borrowings during the fiscal year
4. Payments on principla during the fiscal year

VIII. OTHER INFORMATION


Prepared, January 28, 2026

PREPARE BY



HUYNH THI NGOC LINH

CHIEF ACCOUNTANT



LE THI THU HUYEN

CHAIRMAN



PHAM MINH THUAN

